




Connectivity

 **GPS**


 **USB**

Microcontroller

 **SONY**

CXD5602
6-core ARM® Cortex®-M4F
Low power consumption
Multi-GNSS

Sensors

	3D Accelerometer & 3D Gyroscope LSM6DSOX
	Magnetic Sensor LIS2MDL
	Relative Humidity & Temperature Sensor HTS221
	Pressure Sensor LPS22HH
	Proximity Sensor VL53L1X
	Microphone SPH0645LM4H-B
	Ambient Light & UV Light Sensor APDS-9250
	Air Quality Gas Sensor SGP-40

SensiEDGE
Simplify & Accelerate



EDGE IMPULSE

Extensions

Connect external components by using
GPIO, I2C, SPI, ADC, PWM,
I2S, UART

Power

Rechargeable Battery:
Li-ion Polymer
500mA

User Interface

 **Red-Green LED**

 **User Button**

 **Buzzer**

Storage

 **Data Logger
SD-Card**